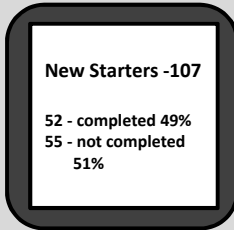


Information Governance Summary Quarter One - 2016/2017

Freedom of Information (FOI) requests received by Directorate Q1 2016/2017

FOIs by Directorate	April		May		June	
	Total	%	Total	%	Total	%
Corporate	31	100%	27	100%	23	100%
Education	3	100%	8	100%	5	100%
Housing	6	100%	2	100%	3	100%
People	18	100%	24	100%	18	100%
Place	24	100%	32	100%	18	100%
WMPPF	1	100%	2	100%	4	100%
BC Transport	0		0		0	
WM Transport	0		0		0	
Overall	83	100%	95	100%	71	100%

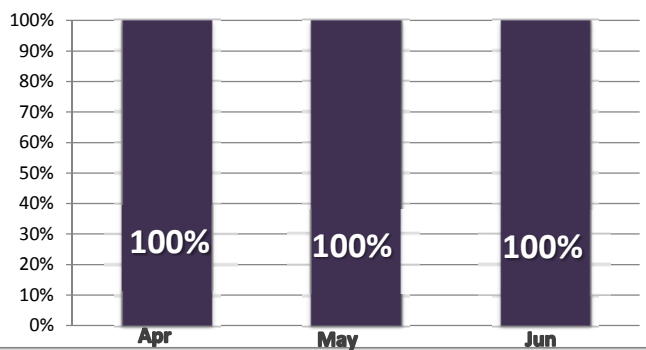
Training Q1 2016/2017



Data Protection (DP) requests received by Directorate Q1 - 2016/2017

DPs Directorate	April		May		June	
	Total	%	Total	%	Total	%
Corporate	19	100%	16	100%	20	100%
Education	0		1	100%	1	100%
Housing	1	100%	0		1	100%
People	4	100%	12	100%	8	100%
Place	7	100%	12	100%	8	100%
WMPPF	1	100%	1	100%	0	
BC Transport	0		0		0	
WM Transport	0		0		0	
Overall	32	100%	42	100%	38	100%

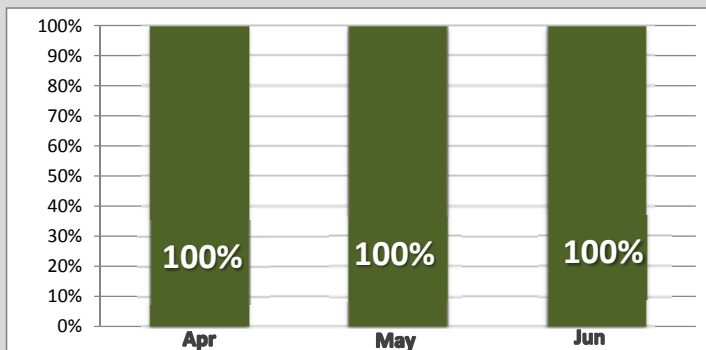
Freedom of Information (FOI) Response Rates Q1 2016



Information Incidents Q1 2016



Data Protection Request (DP) Response Rates Q1 2016



Quarter 1
2016/17

100%

FOI Response Rate

Quarter 1
2015/16

100%

Quarter 1
2016/17

100%

DP Response Rate

Quarter 1
2015/16

98%